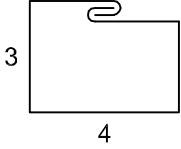
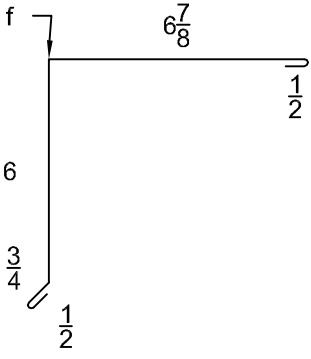
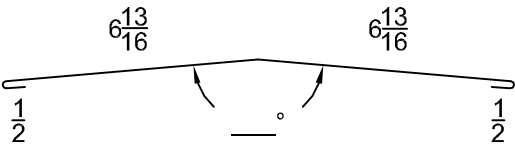


2.67" x .5 CORR. STANDARD TRIM SKETCHES

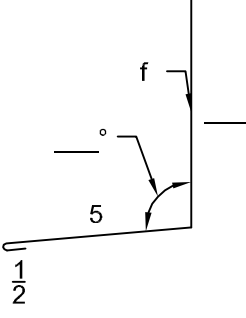
GA.	# _____ COLOR _____
15 1/2"	
	
REQ'D: _____ PCS. @ 10'-0" LG.	

GA.	# _____ COLOR _____
14 5/8"	
	
REQ'D: _____ PCS. @ 10'-0" LG.	

"DS1" DOWNSPOUTS

GA.	# _____ COLOR _____
14 5/8"	
	
REQ'D: _____ PCS. @ 10'-0" LG.	

"GR1" GABLE TRIM

GA.	# _____ COLOR _____
14 5/8"	
	
REQ'D: _____ PCS. @ 10'-0" LG.	

"RC1" RIDGE CAP

"WR1" BASE ROOF

NOTES:

1. ALL TRIM IS MANUFACTURED IN 10'-0" LENGTHS UNLESS SPECIFIED OTHERWISE.
2. MAXIMUM LENGTH OF TRIM IS 10'-0".
3. PLEASE INSERT GAUGE OF MATERIAL IN SPACES PROVIDED.
4. PLEASE INSERT COLOR OF MATERIAL IN SPACES PROVIDED.
5. PLEASE INSERT QUANTITY DESIRED WHERE SHOWN.
6. PLEASE INSERT REQ'D DIMENSIONS.



2.67" x .5 CORRUGATED STANDARD DETAILS

STANDARD TRIM SKETCHES

DETAIL SUBJECT TO CHANGE
WITHOUT NOTICE.

Detail #
W.5.14

GENERIC BEST PRACTICE ASSEMBLY
SHOWN. WATERTIGHTNESS
WARRANTY NOT IMPLIED.
WHEN SITE CONDITION DIFFERS,
SPECIFIC ENGINEERING NECESSARY.

Project:
Date:

Scale: NTS

Location:

By: