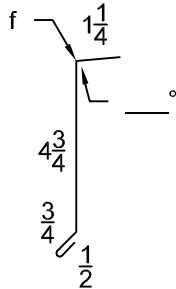


"UNILINE RW" STANDARD TRIM SKETCHES

GA. # _____ COLOR _____

7 1/4"

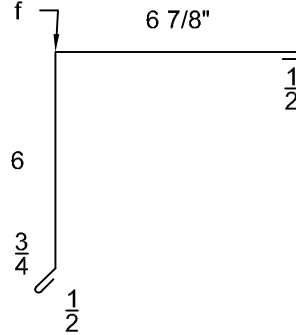


REQ'D: _____ PCS. @ 10'-0" LG.

"LE3" EAVE TRIM

GA. # _____ COLOR _____

14 5/8"

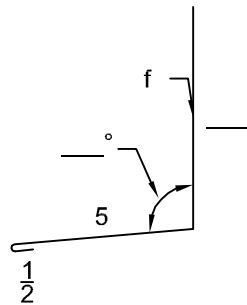


REQ'D: _____ PCS. @ 10'-0" LG.

"GR1" GABLE TRIM

GA. # _____ COLOR _____

GIRTH

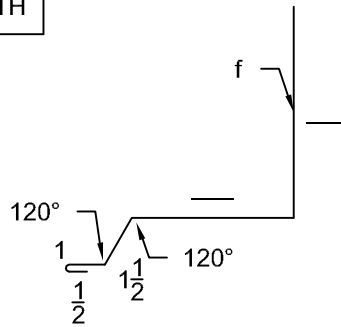


REQ'D: _____ PCS. @ 10'-0" LG.

"WR1" BASE ROOF

GA. # _____ COLOR _____

GIRTH



REQ'D: _____ PCS. @ 10'-0" LG.

"SR2" BASE ROOF

NOTES:

1. ALL TRIM IS MANUFACTURED IN 10'-0" LENGTHS UNLESS SPECIFIED OTHERWISE.
2. MAXIMUM LENGTH OF TRIM IS 10'-0".
3. PLEASE INSERT GAUGE OF MATERIAL IN SPACES PROVIDED.
4. PLEASE INSERT COLOR OF MATERIAL IN SPACES PROVIDED.
5. PLEASE INSERT QUANTITY DESIRED WHERE SHOWN.
6. PLEASE INSERT REQ'D DIMENSIONS.



www.englertinc.com
800-364-5378

GENERIC BEST PRACTICE ASSEMBLY
SHOWN. WATERTIGHTNESS
WARRANTY NOT IMPLIED.
WHEN SITE CONDITION DIFFERS,
SPECIFIC ENGINEERING NECESSARY.

UNILINE RW STANDARD DETAILS

STANDARD TRIM SKETCHES

DETAIL SUBJECT TO CHANGE
WITHOUT NOTICE.

Detail #

W.URW.11

Project:

Date:

Location:

Scale: NTS

By: